














## Leeds City Region - Economic Bulletin

August 2010



This bulletin is produced on a monthly basis, measuring key trends to emerge from labour market, housing, planning and other relevant data for the city region. The trend is represented using one of the following symbols:





				
Improving	Signs of improvement	Mixed outlook	Little sign of improvement	Deteriorating


### LCR Labour Market

	July 2010	Monthly Change		Annual Change		Trend
Job Centre Plus Notified Vacancies	21,477	+858	+4.2%	+6,223	+40.8%	
Claimant to Vacancy Ratio	4.4	0.3pp		-3.6pp		
Total number JSA Claimants	75,281	-525	-0.7%	-8,373	-10.0%	
JSA Claimant Rate	3.9	No change		-0.4pp		
On Flow	18,244	+2,829	+18.4%	-1,350	-6.9%	
Off Flow	18,455	-2,030	-939%	+248	+1.4%	
JSA Claimants 6 months +	26,170	-1,630	-5.9%	+1,790	+7.3%	
JSA Claimants 12 months +	11,200	-215	-1.9%	+4,105	+57.9%	
JSA Claimants 18-24 yrs	22,250	+555	+2.6%	-3,600	-13.9%	

### LCR Housing

	June 2009	Monthly Change		Annual Change		Trend
Land Registry Average House Prices	-	-	-	-	-	
Land Registry Sales	-	-	-	-	-	

Mortgage Possession Claims	1,160	+20	+1.8%	-415	-26.3%	The number of claims increased marginally between the first two quarters of the year but remain lower than the previous year.	
Mortgage Possession Orders	780	-130	-14.3%	-335	-30.0%	The number of claims becoming orders declined on the quarter and the year.	
Landlord Possession Claims	1,130	-30	-2.6%	-30	-2.6%	The number of landlord possession orders declined on both the quarter and the year.	
Landlord Possession Orders	860	+95	+12.4%	+40	+4.9%	The number of claims becoming orders increased by a much greater rate in the City Region than seen regionally or nationally.	

Business Start-ups							
	June 2010	Monthly Change		Annual Change		Trend	
No. new bank accounts	1,961	+105	+5.7%	+160	+8.9%	The number of new business accounts opened increased again in July. A quarter of all those accounts were opened in Leeds. Almost a third are in the Real Estate, renting, computer and other business services sector, whilst almost half were set up by sole traders.	

### Recent Publications

#### Leeds City Region: Statement for Local Economic Assessments

The Leeds City Region Partnership recently published a statement for Local Economic Assessments (LEAs). The statement is a working draft intended for inclusion in all LEAs being completed by authorities within the City Region. It is based on nationally available secondary data sources accessed in June 2010, studies and reports commissioned by Leeds City Region over the past 3 years, analysis provided by Yorkshire Forward and workshop sessions with LEA leads and economic development officers. The statement is available to download using the following [link](#).

#### Recent National Data Releases

Revised figures indicate that Gross Domestic Product (GDP) increased by 1.2 per cent in the second quarter of 2010. CPI inflation fell to 3.1% in July, a decrease of 0.1 percentage points since June whilst RPI inflation fell to 4.8% in July, a decrease of 0.2 percentage points since June.

Newly released data from the Department of Work and Pensions indicates that in February 2010 there were 254,050 people in the City Region claiming out of work benefits, equating to 13.1% of the working age population (16-64).

The updated Annual Population Survey indicates that the working age employment rate in the City Region has fallen to 69.4% which is lower than the national average.

The bulletin is available to download from the Leeds City Region website. If you wish to register for the bulletin to be e-mailed to you direct, please do so using the following [link](#).

Please send any feedback on the format or the usefulness of the content to [research@ynypu.org.uk](mailto:research@ynypu.org.uk) or alternatively call 01904 477970. Any suggestions for additional content will be gratefully received and considered.

[www.leedscityregion.gov.uk](http://www.leedscityregion.gov.uk)

In association with:

