













## Leeds City Region - Economic Bulletin


July 2010

This bulletin is produced on a monthly basis, measuring key trends to emerge from labour market, housing, planning and other relevant data for the city region. The trend is represented using one of the following symbols:

				
Improving	Signs of improvement	Mixed outlook	Little sign of improvement	Deteriorating

LCR Labour Market						
	June 2010	Monthly Change		Annual Change		Trend
Job Centre Plus Notified Vacancies	20,619	+3,209	+18.4%	+5,637	+35.2%	
Claimant to Vacancy Ratio	4.1	-1.0pp		-3.3pp		
Total number JSA Claimants	75,806	-4,783	-5.9%	-6,753	-8.2%	
JSA Claimant Rate	4.1	-0.3pp		-0.4pp		
On Flow	15,415	+81	+0.5%	-1,701	-9.9%	
Off Flow	20,485	+3,305	+19.2%	+3,246	+18.8%	
JSA Claimants 6 months +	27,800	-1,385	-4.7%	+3,895	+16.3%	
JSA Claimants 12 months +	11,415	-320	-2.7%	+4,850	+73.9%	
JSA Claimants 18-24 yrs	21,695	-1,555	-6.7%	-3,145	-12.7%	

LCR Housing						
	June 2009	Monthly Change		Annual Change		Trend
Land Registry Average House Prices	-	-	-	-	-	
Land Registry Sales	-	-	-	-	-	

Business Start-ups						
	June 2010	Monthly Change		Annual Change		Trend
No. new bank accounts	1,856	+98	+5.6%	+179	+10.7%	<p>The number of new business bank accounts increased in June on the previous month. Over 11,000 business accounts have now been set up in 2010 in the city region, a figure almost 17% higher than for the first six months of 2009.</p> 

Recent Publications
<p><b>Yorkshire Forward: Local Authority General Briefings</b></p> <p>Yorkshire Forward has published a series of general briefings at Local Authority level. The briefings contain forecasts for GVA and productivity; statistics on local business and employment sectors; people's opinions on their neighbourhood and engagement with local issues; and skills, demographic and income information. The briefings are available from: <a href="http://www.yorkshire-forward.com/our-wonderful-region/our-economy/in-your-area">http://www.yorkshire-forward.com/our-wonderful-region/our-economy/in-your-area</a></p>
<p><b>Recent National Data Releases</b></p> <p>Preliminary figures indicate that Gross Domestic Product (GDP) increased by 1.1 per cent in the second quarter of 2010. CPI inflation fell to 3.2% in June, a decrease of 0.2 percentage points since May whilst RPI inflation fell to 5.0% in June, a decrease of 0.1 percentage points since May.</p>

The bulletin is available to download from the Leeds City Region website. If you wish to register for the bulletin to be e-mailed to you direct, please do so using the following [link](#).

Please send any feedback on the format or the usefulness of the content to [research@ynypu.org.uk](mailto:research@ynypu.org.uk) or alternatively call 01904 477970. Any suggestions for additional content will be gratefully received and considered.

[www.leedscityregion.gov.uk](http://www.leedscityregion.gov.uk)

In association with:

